

RAHIM TEXTILE MILLS LIMITED


DHAKA

THIRD QUARTERLY BALANCE SHEET AS AT MARCH 31, 2011

Un-Audited

Figures in Taka

SL. #		March 31, 2011	June 30, 2010
A)	APPLICATION OF FUNDS:		
1)	Fixed Assets (Net Block):	526,074,108	520,181,325
	a)Gross Block	726,112,868	698,537,414
	Less: Accumulated Depreciation	231,535,678	202,310,069
	b)Capital Work-in-Progress	1,513,848	23,953,977
	c)Machine in Transit	29,983,070	-
2)	Current Assets:	213,089,771	173,967,659
	a) Inventories	16,785,486	35,845,349
	b) Trade Debtors & Bill receivables	175,966,576	117,310,024
	c) Advances, Deposits & Pre-Payments	17,348,504	20,208,961
	d) Cash & Bank Balances	2,989,203	603,326
3)	Current Liabilities:	287,860,455	230,356,320
	Creditors	66,938,009	93,258,539
	Working Capital Loan	125,952,834	120,562,168
	Liabilities for expenses	88,122,313	12,266,763
	Provision for WPPF & WF	3,073,755	2,403,043
	Unpaid Dividend	951,437	955,146
	Provision for Income Tax	2,822,107	369,311
	Proposed Dividend	-	541,350
4)	Net Working Capital (2- 3)	(74,770,684)	(56,388,661)
	Total (1 + 4) Tk.	451,303,424	463,792,664
B)	SOURCES OF FUNDS:		
1)	Shareholders' Fund:	151,726,954	142,800,025
	a) Capital	18,200,000	18,200,000
	b) Retained Earnings	18,729,892	4,885,257
	c) Reserve for Revaluation of Fixed Assets	114,797,062	119,714,768
2)	Loan Funds:	299,576,471	320,992,639
	a) Secured:		
	Long Term Loan at Bank	246,657,167	268,073,335
	b) Un-Secured:		
	Loan from Directors	47,919,304	47,919,304
	Loan from Knit Asia Ltd.	5,000,000	5,000,000
	Total (1 + 2)	451,303,424	463,792,664
	Net Asset Value (NAV) per share	833.66	784.62


Azizur R. Chowdhury
Managing Director (Current Charge)
& Director (Finance)



Amif Kumar Saha
Company Secretary

RAHIM TEXTILE MILLS LIMITED
DHAKA
THIRD QUARTERLY PROFIT & LOSS ACCOUNT
FOR THE PERIOD ENDED MARCH 31, 2011
Un-Audited

Figures in Taka

SL. #	July to March 31,2011	July to March 31,2010	Jan to March 31,2011	Jan to March 31,2010
I. Turnover	341,233,078	274,981,982	129,968,773	100,254,366
II. Cost of Goods Sold	276,686,641	227,209,108	109,820,719	82,281,606
III. Gross profit (I - II)	64,546,437	47,772,874	20,148,054	17,972,760
IV. OPERATING EXPENSES:				
Administrative Expenses	9,684,893	8,278,549	2,942,559	3,222,957
Selling Expenses	3,352,758	4,201,726	775,717	1,417,017
Financial Expenses	38,012,388	32,578,396	13,197,989	13,119,296
Legal & Audit Fees	-	-	-	-
Depreciation	644,357	538,052	180,883	207,754
	51,694,395	45,596,723	17,097,147	17,967,024
V. Operating Profit:	12,852,042	2,176,151	3,050,907	5,736
VI. Non Operative Income:				
Gain/(Loss) on Sale of Assets	1,220,411		1,220,411	
Other Income	12,500	52,920	-	24,729
VII. Net Profit Before PF&WF (V - VI)	14,084,953	2,229,071	4,271,318	30,465
VIII. Contribution to PF & WF	670,712	106,146	203,396	1,451
IX. Net Profit / (Loss) (VII - VIII)	13,414,241	2,122,925	4,067,922	29,014
X. Provision for Tax	2,452,796	318,439	1,050,848	4,352
XI. Net Profit / (Loss) after Tax(IX-X)	10,961,445	1,804,486	3,017,074	24,662
XII. Proposed Dividend	-	-	-	-
XIII Retained Earnings-opening	4,885,257	(1,216,631)	14,877,342	2,838,431
XIV Adjustment for Revaluation	2,883,191	3,412,857	835,476	1,137,619
XV Retained Earnings(XI-XII+XIII+XIV)	18,729,892	4,000,712	18,729,892	4,000,712


Gross Margin (GP/Turnover)	18.92%	17.37%
Net Operating Margin (Opt.Profit/Turnover)	3.77%	0.79%
Net Profit Margin AT(Net Profit/Turnover)	3.21%	0.66%
Number of Shares outstanding	182,000	182,000
Earnings Per Share	60.23	9.91


Azizur R. Chowdhury
Managing Director (Current Charge)
& Director (Finance)


Amif Kumar Saha
Company Secretary

RAHIM TEXTILE MILLS LIMITED
DHAKA
THIRD QUARTERLY CASH FLOW STATEMENT
FOR THE PERIOD ENDED MARCH 31, 2011
Un-Audited

SL. #	July to March 31,2011	Figures in Taka July to March 31,2010
I.	CASH FLOW FROM OPERATING ACTIVITIES:	
	282,589,026	259,533,293
	(218,381,053)	(226,136,368)
	64,207,972	33,396,925
II.	CASH FLOW FROM INVESTING ACTIVITIES:	
	(34,969,277)	(113,389,185)
	2,110,000	-
	22,440,129	(27,221,370)
	(29,983,070)	86,484,723
	(40,402,218)	(54,125,832)
III.	CASH FLOW FROM FINANCING ACTIVITIES:	
	(21,416,168)	(3,285,755)
	-	24,400,000
	(3,709)	-
	(21,419,877)	21,114,245
	2,385,877	385,337
	603,326	385,380
	2,989,203	770,717
	Net Operating Cash Flow per share (NOCFPS)	183.50
	352.79	


Azizur R. Chowdhury
Managing Director (Current Charge)
& Director (Finance)


Amit Kumar Saha
Company Secretary

RAHIM TEXTILE MILLS LIMITED

DHAKA

THIRD QUARTELY STATEMENT OF CHANGE IN EQUITY FOR THE PERIOD ENDED MARCH 31,2011

Figures in Tk.

Particular	Share capital	Reserve on Revaluation	Retained Earnings	Total
As at July 01,2010	18,200,000	119,714,768	4,885,257	142,800,025
Net Profit this period			10,961,445	10,961,445
Proposed Dividend			-	-
Transfer to Retained Earnings		(2,883,191)	2,883,191	-
Transfer to Gain of Sale of Assets		(2,034,517)		(2,034,517)
As at March 31,2011	18,200,000	114,797,062	18,729,892	151,726,954

THIRD QUARTELY STATEMENT OF CHANGE IN EQUITY FOR THE PERIOD ENDED MARCH 31,2010

Particular	Share capital	Reserve on Revaluation	Retained Earnings	Total
As at July 01,2009	18,200,000	124,265,245	(1,216,631)	141,248,614
Net Profit this period			1,804,486	1,804,486
Proposed Dividend			-	-
Transfer to Retained Earnings		(3,412,857)	3,412,857	-
As at March 31,2010	18,200,000	120,852,388	4,000,712	143,053,100

HALF YEAR ENDED DECEMBER 31, 2005

As at July 31, 2005	18,200,000		-26094992	(7,894,992)
Net Profit/(Loss) this period			-1015140	-1015140
Proposed Dividend				
Proposed Dividend Distribution Tax				
	18,200,000		(27,110,132)	(8,910,132)



Azizur R. Chowdhury
Managing Director (Current Charge)
& Director (Finance)



Amit Kumar Saha
Company Secretary